




CASE®

PART NUMBER: WN-D76529

FEATURES: Chain Drive Sprocket, 41 Teeth, 12 Teeth, 12 Teeth, 5.44kg

APPLICATIONS: 1845, 1845B, 1845C, 1845S




CASE®

PART NUMBER: WN-D64175

FEATURES: Chain Drive Sprocket Needle Bearing, 2 Used Per Machine

APPLICATIONS: 1845, 1845B, 1845C, 1845S




CASE®

PART NUMBER: WN-222931A1

FEATURES: Complete Axle Assembly, 33.11kg

APPLICATIONS: 1845, 1845B, 1845S, 1845C




CASE®

PART NUMBER: WN-222930A1

FEATURES: Drive Axle Housing, Includes Races, Grease Nipple, 19.50kg

APPLICATIONS: 1845, 1845B, 1845C, 1845S




CASE®

PART NUMBER: WN-199283A1ASSY

FEATURES: Axle Assembly, 28.58kg

APPLICATIONS: 1835C SN JAF0037911-, 1838, 1840 SN JAF0037911-




CASE®

PART NUMBER: WN-199283A1

FEATURES: Axle Housing

APPLICATIONS: 1835C SN JAF0037911-, 1838, 1840 SN JAF0037911-




CASE®

PART NUMBER: WN-H436341ASSY

FEATURES: Axle Assembly, 31.75kg

APPLICATIONS: 1835C SN -JAF0037911, 1840 SN -JAF0098608




CASE®

PART NUMBER: WN-H436341

FEATURES: Axle Housing

APPLICATIONS: 1835C SN -JAF0037911, 1840 SN -JAF0098608




CASE®

PART NUMBER: WN-338552A3

FEATURES: Complete Axle Assembly, 37.65kg

APPLICATIONS: 410, 420, 430, 435, 75XT, 40XT, 60XT, 70XT, 75XT, 440




CASE®

PART NUMBER: WN-338551A2

FEATURES: Drive Axle Housing, Includes Races, Grease Nipple, 22.23kg

APPLICATIONS: 40XT, 410, 420, 430, 435, 440, 60XT, 70XT, 75XT, 85XT




CASE®

PART NUMBER: WN-103825A1

FEATURES: Drive Axle Shaft, 7.26kg

APPLICATIONS: 1835C, 1838, 1840




CASE®

PART NUMBER: WN-338550A4

FEATURES: Drive Axle Shaft, Wheel Spindle with Studs, 15.42kg

APPLICATIONS: 40XT, 410, 420, 430, 435, 440, 60XT, 70XT, 75XT, 85XT

Notes: SN #'s JAF0297637, 38, 39, 40, 41, JAF0297636, 642, JAF0298061




CASE®

PART NUMBER: WN-D67818

FEATURES: Drive Axle Shaft, Wheel Spindle with Studs, 13.15kg

APPLICATIONS: 1845, 1845B, 1845C, 1845S




CASE®

PART NUMBER: WN-D124607

FEATURES: Pin, Cluster Sprocket, Cluster Shaft, 3.27kg

APPLICATIONS: 1845C




CASE®

PART NUMBER: WN-D63780

FEATURES: Pin, Cluster Sprocket, Cluster Shaft, 2.63kg

APPLICATIONS: 1845, 1845B, 1845S




CASE®

PART NUMBER: WN-341837A1

FEATURES: Drive Axle Housing, Outer Seal

APPLICATIONS: 40XT, 410, 420, 430, 435, 440, 60XT, 70XT, 75XT



OE manufacturer's names and brands are used for identification purposes only

Products listed are replacement part only - not OEM



Quality Parts When YOU Need Them!

07 4637 5914

PARTS-EXP.COM.AU

*For a complete list of parts visit our website




CASE®




PART NUMBER: WN-341841A2
FEATURES: Axle Housing Seal
APPLICATIONS: 445, 450, 465, 85XT, 90XT, 95XT

CASE®



PART NUMBER: WN-A156927
FEATURES: Seal
APPLICATIONS: 1845, 1845B, 1845C, 1845S

CASE®




PART NUMBER: WN-D63674
FEATURES: Seal
APPLICATIONS: 1845, 1845B, 1845C, 1845S, 75XT, 85XT, 430, 470, 530, 570, 630, 730, 830

CASE®




PART NUMBER: WN-197804A1
FEATURES: Plastic Spacer Seal
APPLICATIONS: 445, 450, 465, 85XT, 90XT, 95XT

CASE®




PART NUMBER: WN-D53767
FEATURES: Inner/Outer Axle Seal
APPLICATIONS: 1530, 1700, 1818, 1825, 1825B, 1830, 1835, 1835B, 1835C, 1838, 1840

CASE®




PART NUMBER: WN-197805A1
FEATURES: Axle Housing Washer, Plastic
APPLICATIONS: 40XT, 410, 420, 430, 435, 440, 60XT, 70XT, 75XT, 85XT

CASE®




PART NUMBER: WN-H435244
FEATURES: Axle Spacer
APPLICATIONS: 1835C SN -JAF0037911, 1838, 1840 SN -JAF0037911

CASE®



PART NUMBER: WN-H438367
FEATURES: Axle Spacer
APPLICATIONS: 1835C SN JAF0037911-, 1838, 1840 SN JAF0098608-

CASE®




PART NUMBER: WN-338551A2BKT
FEATURES: Drive Axle Housing Bearing Kit
APPLICATIONS: 40XT, 410, 420, 430, 435, 440, 60XT, 70XT, 75XT

CASE®




PART NUMBER: WN-339429A2BKT
FEATURES: Axle Housing Bearing Kit
APPLICATIONS: 445, 450, 465, 85XT, 90XT, 95XT

CASE®




PART NUMBER: WN-B93175
FEATURES: Drive Axle Bearing Kit
APPLICATIONS: 1845C, 1845, 1845S

CASE®




PART NUMBER: WN-B93176
FEATURES: Axle Bearing Kit
APPLICATIONS: 1830, 1835, 1835B, 1835C, 1840

CASE®




PART NUMBER: WN-301877A2
FEATURES: Radiator, 3 Rows of Tubes, 7 Fins per Inch
APPLICATIONS: 1840, 1845C, All w/ Diesel Engine

CASE®




PART NUMBER: WN-D81055
FEATURES: Radiator, 19.5" W, 19.75" H, 3 Rows of Tubes, 7 Fins per Inch
APPLICATIONS: 1845 s/n 9855225-, 1845B, 1845S

CASE®



PART NUMBER: WN-118110A1
FEATURES: Hydraulic Bucket Tilt Cylinder, 12.70kg
APPLICATIONS: 1830, 1835, 1835B, 1835C, 1838, 1840

CASE®



PART NUMBER: WN-118156A1
FEATURES: Hydraulic Bucket Tilt Cylinder, 16.33kg
APPLICATIONS: 1845, 1845B, 1845C

OE manufacturer's names and brands are used for identification purposes only

Products listed are replacement part only - not OEM



Quality Parts When YOU Need Them!

07 4637 5914

PARTS-EXP.COM.AU

*For a complete list of parts visit our website




NEW HOLLAND®

PART NUMBER: WN-86501234

FEATURES: Axle Assembly, 27.67kg

APPLICATIONS: L140, L150, L465, LS140, LS150, LX465, LX485



NEW HOLLAND®

PART NUMBER: WN-87025350

FEATURES: Axle Housing, 15.33kg

APPLICATIONS: L140, L150, L465, LS140, LS150, LX465, LX485




NEW HOLLAND®

PART NUMBER: WN-87440218

FEATURES: Axle Assembly, 37.65kg

APPLICATIONS: L180, L185, L190, L865, LS180, LS180.B, LS185.B, LS190, LS190.B, LX865, LX885, LX985




NEW HOLLAND®

PART NUMBER: WN-86594881

FEATURES: Axle Housing, 17.33kg

APPLICATIONS: L180, L185, L190, L865, LS180, LS180.B, LS185.B, LS190, LS190.B, LX865, LX885, LX985




NEW HOLLAND®

PART NUMBER: WN-87026231

FEATURES: Axle Housing, 15.24kg

APPLICATIONS: L160, L170, L175, L565, LS160, LS170, LX565, LX665




NEW HOLLAND®

PART NUMBER: WN-86562320

FEATURES: Drive Axle Shaft

APPLICATIONS: L140, L150, L465, LS140, LS150, LX465, LX485




NEW HOLLAND®

PART NUMBER: WN-86546632

FEATURES: Drive Axle Shaft

APPLICATIONS: L865, L180, L185, L190, LS180.B, LS185.B, LS190.B, LS180, LS190, LX865, LX885, LX895




NEW HOLLAND®

PART NUMBER: WN-86546633

FEATURES: Drive Axle Shaft

APPLICATIONS: L160, L170, L565, LS160, LS170, LX565, LX665




NEW HOLLAND®

PART NUMBER: WN-9829877

FEATURES: Axle Outer Seal

APPLICATIONS: L140, L150, L160, L170, L175, L180, L185, L190, L465, L565, L865, LS140, LS150, LS160, LS170, LS180, LS180.B, LS185.B, LS190, LS190.B, LX465, LX485, LX565, LX665, LX865, LX885, LX985




NEW HOLLAND®

PART NUMBER: WN-9829881

FEATURES: Axle Outer Seal

APPLICATIONS: L180, L185, L190, L865, LS180, LS180.B, LS185.B, LS190, LS190.B, LX865, LX885, LX985




NEW HOLLAND®

PART NUMBER: WN-603916

FEATURES: Inner Axle Seal

APPLICATIONS: L160, L170, L175, LS160, LS170, L565, LX565, LX665




NEW HOLLAND®

PART NUMBER: WN-87023704

FEATURES: Outer Wear Sleeve

APPLICATIONS: L140, L150, L160, L170, L175, L180, L185, L190, L465, L565, L865, LS140, LS150, LS160, LS170, LS180, LS180.B, LS185.B, LS190, LS190.B, LX465, LX485, LX565, LX665, LX865, LX885, LX985




NEW HOLLAND®

PART NUMBER: WN-9841265

FEATURES: Axle Outer Seal

APPLICATIONS: L140, L150, L465, LS140, LS150, LX465, LX485



NEW HOLLAND®

PART NUMBER: WN-B93174

FEATURES: Axle Bearing Kit (Shims Not Included)

APPLICATIONS: L160, L170, L565, LS160, LS170, LX565, LX665



NEW HOLLAND®

PART NUMBER: WN-B93910

FEATURES: Axle Bearing Kit (Shims Not Included)

APPLICATIONS: L140, L150, L465, LS140, LS150, LX465, LX485



NEW HOLLAND®

PART NUMBER: WN-B93911

FEATURES: Axle Bearing Kit (Shims Not Included)

APPLICATIONS: L180, L185, L190, L865, LS180, LS180.B, LS185.B, LS190, LS190.B, LX865, LX885, LX985



OE manufacturer's names and brands are used for identification purposes only

Products listed are replacement part only - not OEM



Quality Parts When YOU Need Them!

07 4637 5914

PARTS-EXP.COM.AU

*For a complete list of parts visit our website



JOHN DEERE®

PART NUMBER: WN-86501234
FEATURES: Axle Assembly, 27.67kg
APPLICATIONS: 4475, 5575



JOHN DEERE®

PART NUMBER: WN-87025350
FEATURES: Axle Housing
APPLICATIONS: 4475, 5575



JOHN DEERE®

PART NUMBER: WN-87440218
FEATURES: Axle Assembly, 37.65kg
APPLICATIONS: 8875



JOHN DEERE®

PART NUMBER: WN-86594881
FEATURES: Axle Housing
APPLICATIONS: 8875



JOHN DEERE®

PART NUMBER: WN-87026231
FEATURES: Axle Housing
APPLICATIONS: 6675, 7775



JOHN DEERE®

PART NUMBER: WN-86546632
FEATURES: Drive Axle Shaft
APPLICATIONS: 8875



JOHN DEERE®

PART NUMBER: WN-86546633
FEATURES: Drive Axle Shaft
APPLICATIONS: 6675, 7775



JOHN DEERE®

PART NUMBER: WN-86562320
FEATURES: Drive Axle Shaft
APPLICATIONS: 4475, 5575



JOHN DEERE®

PART NUMBER: WN-603916
FEATURES: Inner Axle Seal
APPLICATIONS: 6675, 7775



JOHN DEERE®

PART NUMBER: WN-9829881
FEATURES: Axle Outer Seal
APPLICATIONS: 8875



BOBCAT®

PART NUMBER: WN-6599948
FEATURES: Water Pump, Includes Gasket, 2.09kg
APPLICATIONS: 843 (SN (13001-))



BOBCAT®

PART NUMBER: WN-6652753
FEATURES: Water Pump, Includes Gasket, 1.36kg
APPLICATIONS: 443, 443B, 453, 543 (SN 12001->), 543B, 553



BOBCAT®

PART NUMBER: WN-6650678
FEATURES: Hydraulic Pump, 5/8", 9 Splines, 3.99kg
APPLICATIONS: 753, 773, 763, 751, 753, 653




BOBCAT®

PART NUMBER: WN-6652753
FEATURES: Hydraulic Pump, 4.26kg
APPLICATIONS: 751, 751G, 753, 753G, 763, 763G, 773



BOBCAT®

PART NUMBER: WN-7009254
FEATURES: Hydraulic Oil Radiator, 9.07kg
APPLICATIONS: 510, 530, 550, 570, 590, 630, 650



BOBCAT®

PART NUMBER: WN-15263-52030
FEATURES: Fuel Pump
APPLICATIONS: 743, 643, 443, 453, 645, 553, 220



OE manufacturer's names and brands are used for identification purposes only

Products listed are replacement part only - not OEM



**BOBCAT®****PART NUMBER:** WN-6804630**FEATURES:** Tilt Cylinder, 19.50kg**APPLICATIONS:** 763, 773 SN 509616001-509629999 and 509635001-, 753G**BOBCAT®****PART NUMBER:** WN-LEDBOBCAT**FEATURES:** Triangle LED Headlights, 2250 Lumens, Set (Right Hand + Left Hand)**APPLICATIONS:** 751, 753, 763, 773, 863, 864, 873, 963, 220, A300, S100, S130, S150, S160, S175, S185, S205, S220, S250, S300, S330, T140, T180, T190, T200, T250, T300, T320

OE manufacturer's names and brands are used for identification purposes only

Products listed are replacement part only - not OEM



Quality Parts When YOU Need Them!

07 4637 5914

PARTS-EXP.COM.AU

*For a complete list of parts visit our website